

# Fire-resistant sliding steel door

## T 30-1-FSA "Teckentrup 72 E"

Optionally with wicket door, optionally with glazing



### Text example

Compile and tender according to requirements.  
Please refer to technical data below for respective details.  
Updated 1<sup>st</sup> June 2015



### Technical data

#### Building authority approval:

Fire-proof sliding steel door  
**T 30-1-FSA "Teckentrup 72 E"**  
Z-6.20-2137 tested as per DIN 4102/EN 1634-1

#### Approved wall types:

Guide rail area:	
• Concrete	min. 140 mm
• Masonry	
only slide-back area:	min. 175 mm
• Covered steel beams	F60-A
Lateral walls:	
• Concrete	min. 140 mm
• Masonry	min. 175 mm
• Aerated concrete	min. 200 mm
for reinforced autoclaved aerated concrete slabs	min. 175 mm
• covered steel beams and	F60-A

#### Approved dimensions:

Clear width:	1000 - 8500 mm
Clear height:	2000 - 6000 mm

#### Installation:

Lintel mounting or ceiling mounting

#### Opening direction:

Door opens to the left or right

#### Door leaf:

Door leaf consisting of individual elements (number of elements acc. to opening width), double-skinned  
Insulation: mineral fibre and gypsum boards  
Sheet thickness: 1.0 mm  
Element weight: approx. 38 kg/m<sup>2</sup>

#### Door leaf thickness:

72 mm

#### Door seal:

- Galvanized seal profiles, 2 mm thick, on 3 sides
  - Guide rollers (lower door guide)
  - Weight box with counterweights (behind the run-in side)
- Special equipment:  
weight box slide-back area

#### Surface:

Door leaf and seal galvanized  
Special equipment: prime coat (similar to RAL 9002), version stainless steel, RAL of choice

#### Fittings:

- Tubular guide rails with height-adjustable double twin running gears on ball bearings
- 2 damping cylinders
- 1 radial damper
- 1 recessed handle/1 push handle
- Guide rail cover, insulated
- Guide rail cover in the opening area

Position	No. of pieces	Item	Unit price €	Total price €
		Fire-proof sliding steel door T 30-1-FSA, tested in accordance with DIN 4102/EN 1634-1. Single-leaf door opening to the left. Galvanized door leaf, 72 mm thick (element design). With 3-sided door seal, galvanized. Door suspension consisting of tubular guide rail with double twin running gears. Automatic closing of the door due to counterweights in the protective box. „Teckentrup 72 E“ (approval no. Z-6.20-2137) or equivalent.		
		Ordering dimensions: modular dimensions: ____ mm wide and ____ mm high Ordering details: wall and header thickness (concrete ____ mm/masonry ____ mm / autoclaved aerated concrete ____ mm). Type of wall in the slide-back area at the guide rail concrete/masonry thickness _____. Door opens left/right (seen from the fixing side of the door). Headroom ____ mm (min. 210 mm for wall installation) left-hand space ____ mm (clear width + 440 mm or 700 mm - slide-back area) right-hand space ____ mm (min. 310 mm). With/Without wicket door		

Also available in

**STAINLESS STEEL**

#### Wicket door:

Between two door leaf elements  
• Door leaf: double-skinned, rebated on 3 sides, without threshold.  
Opening to both sides possible.  
Clear dimensions of door:  
1005 x 2009 mm (755 x 1800 mm)

- Insulation: mineral fibre and gypsum boards
- Sheet thickness: 1.0 mm
- Door leaf thickness: 72 mm
- Fitting:

2 three-piece 3D-hinges, mortice lock with latch lever as per DIN 18250, prepared for profile cylinder, special handle set, black, slide rail door closer according to DIN EN 1154.

Special equipment: profile cylinder 45 + 30, panic lock, optionally two wicket doors.

#### Glazing for door leaf and wicket door:

Fire-resistant glass "Promaglas 30", 17 mm thick with steel glass holding strips

#### Special equipment:

- Complete hold-open device consisting of:
  - \_\_\_\_ smoke detectors, number of smoke detectors according to DIBt guidelines, issued 1988.
  - 1 magnetic clamp
  - 1 mains rectifier 220/24 V,
  - 1 emergency release button.
- Acoustic alarm signal
- Complete electric drive (opener)
- Free-wheel function
- Hook lock  
Profile cylinder 40 + 40 mm
- Niche flap
- Recess shutter
- Artificial buffer
- Artificial headroom

#### Further qualifications (special equipment):

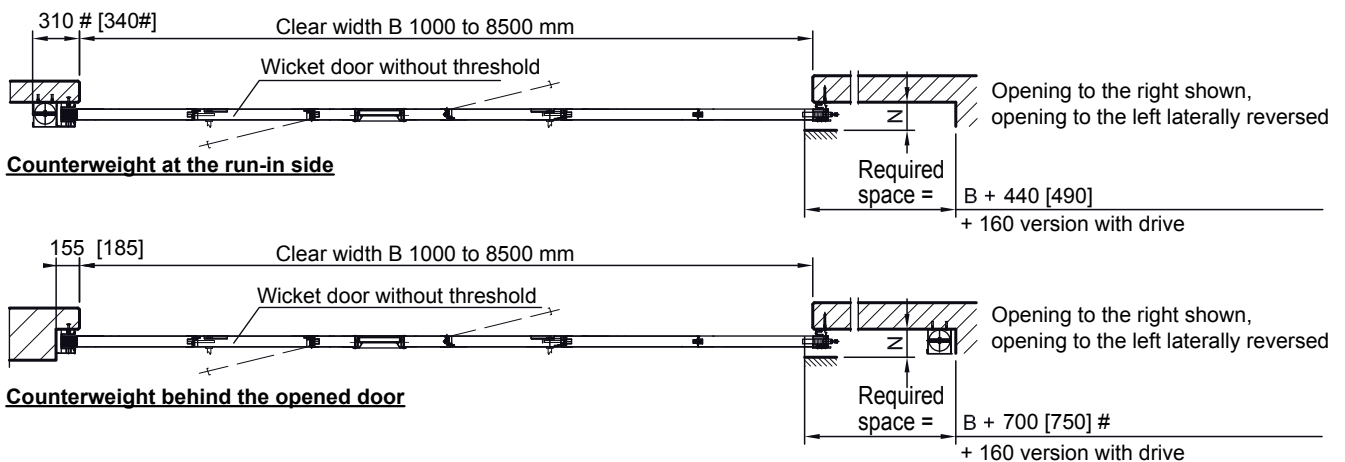
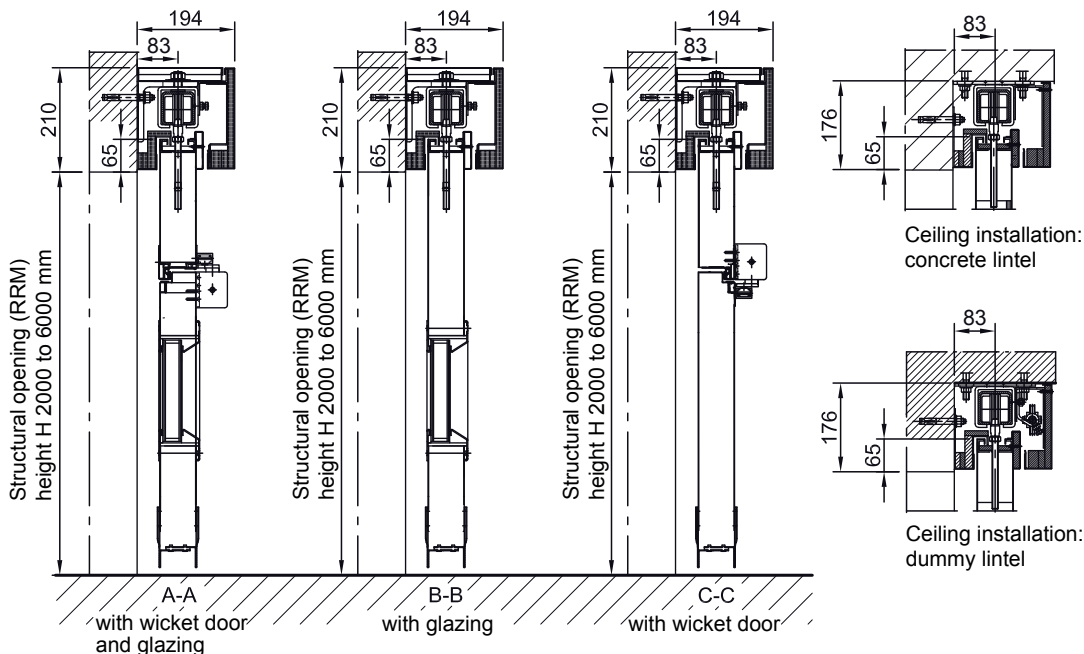
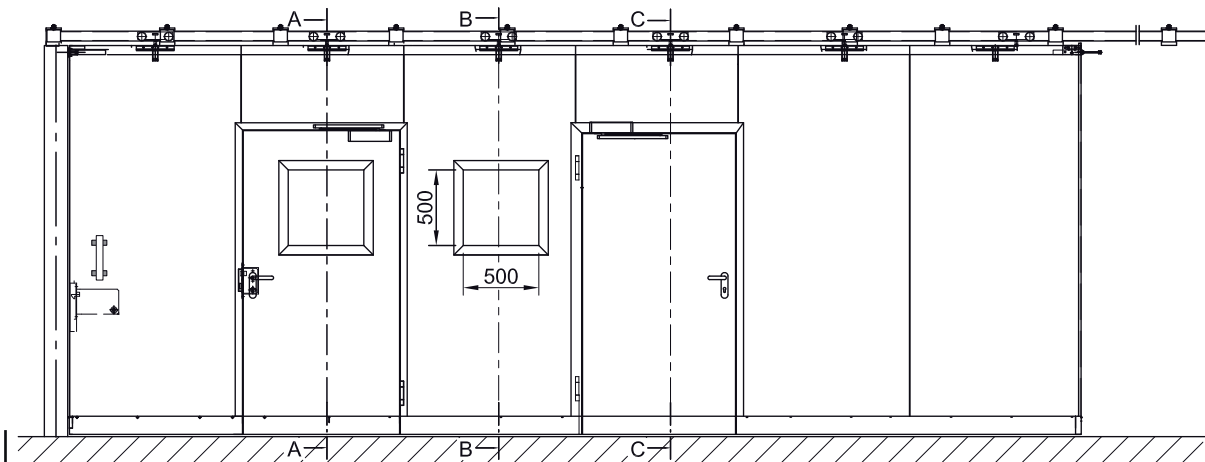
- **Smoke-proof** in acc. with DIN 18095 / EN 1634-3 (except VA)  
**NEW available with wicket door**



# Fire-resistant sliding steel door

## T 30-1-FSA "Teckentrup 72 E"

Optionally with wicket door, optionally with glazing



### Installation of the guide rail:

1. Through bolts M12 for masonry
2. Steel expansion plugs for concrete
3. Weld-on assembly to concreted anchor plates
4. Screw-on assembly on covered steel beam

### Dimension N:

- for columns min. 200 mm
  - for recess shutter min. 280 mm
  - and ceiling cover min. 300 mm
- [ ] For autoclaved aerated concrete walls  
# on B:H > 2:1 = + 175 mm (doubled counterweights)